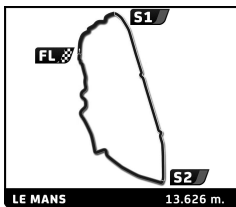


LE MANS VIRTUAL SERIES

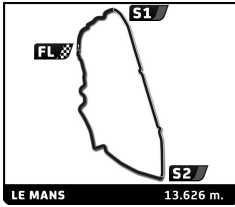


Le Mans Virtual Series 24 Hours of Le Mans Qualifying

Sector Analysis

— Invalidated Lap ■ Personal Best ■ Session Best ■ Crossing the pit lane

Lap	D	Time	Sector 1	Sector 2	Sector 3	Kph	Elapsed	Lap	D	Time	Sector 1	Sector 2	Sector 3	Kph	Elapsed		
1	Team Redline Oreca 07 LMP2							10	MAHLE Racing Team BMW M8 GTE								
	1. Max Verstappen (R) 3. Jeffrey Rietveld (G)								1. Beitske Visser (R) 3. Michele D'Alessandro (G)								
	2. Luke Browning (R) 4. Diogo Pinto (G)								2. Jimmy Broadbent (R) 4. Muhammed Patel (G)								
	1	3	3:57.298	44.767	1:25.200	1:47.331	204.5		3:57.298	7	4	5:27.317	1:36.367	1:36.600	2:14.350	149.9	27:52.917
	2	3	3:22.363	31.487	1:20.308	1:30.568	242.4		7:19.661	8	4	3:21.404	31.159	1:20.226	1:30.019	243.6	31:14.321
	3	3	3:34.548 B	32.427	1:21.631	1:40.490	228.6		10:54.209	1	4	4:52.842	48.967	1:35.400	2:28.475	165.7	4:52.842
	4	3	4:20.776	1:05.958	1:29.800	1:45.018	188.1		15:14.985	2	4	3:54.543 B	35.664	1:29.744	1:49.135	209.1	8:47.385
	5	3	3:29.560 B	31.309	1:20.127	1:38.124	234.1		18:44.545	3	4	7:35.288	3:04.382	1:45.400	2:45.506	107.7	16:22.673
	6	3	3:58.316 B	53.422	1:24.600	1:40.294	205.8		22:42.861	4	4	3:47.373	35.512	1:29.952	1:41.909	215.7	20:10.046
2	Team Redline Oreca 07 LMP2							11	Project 1 by Dörr Esports Porsche 911 RSR GTE								
	1. Felipe Drugovich (R) 3. Luke Bennett (G)								1. Marc Gassner (R) 3. Moritz Löhner (G)								
	2. Felix Rosenqvist (R) 4. Chris Lulham (G)								2. Norbert Kiss (R) 4. Leonard Krippner (G)								
	1	3	4:13.821	47.767	1:27.400	1:58.654	191.2		4:13.821	1	3	5:08.530	43.767	1:35.200	2:49.563	157.3	5:08.530
	2	3	3:22.605	31.619	1:20.532	1:30.454	242.1		7:36.426	2	3	3:47.756	35.576	1:29.623	1:42.557	215.4	8:56.286
	3	3	3:30.243 B	31.619	1:20.729	1:37.895	233.3		11:06.669	3	3	4:05.399 B	37.529	1:34.444	1:53.426	199.9	13:01.685
	4	3	4:12.482	57.898	1:26.200	1:48.384	194.3		15:19.151	4	3	4:23.891	59.482	1:33.000	1:51.409	185.9	17:25.576
	5	3	3:22.110	31.372	1:20.448	1:30.290	242.7		18:41.261	5	3	3:47.398	35.340	1:29.474	1:42.584	215.7	21:12.974
	6	3	3:37.591 B	32.234	1:24.795	1:40.562	225.4		22:18.852	6	3	3:56.963 B	36.430	1:30.289	1:50.244	207.0	25:09.937
4	Floyd Vanwall-Burst Oreca 07 LMP2							16	Pescarolo Esport Monaco Oreca 07 LMP2								
	1. Franco Colapinto (R) 3. Jesper N. Pedersen (G)								1. Romain Boeckler (R) 3. Darius Andrei (G)								
	2. Bent Viscaal (R) 4. Jernej Simoncic (G)								2. Thomas Imbourg (R) 4. Robert Paun (G)								
	1	4	4:07.983	28.367	1:39.600	2:00.016	195.7		4:07.983	1	3	4:22.187	47.967	1:27.600	2:06.620	185.1	4:22.187
	2	4	3:22.656	31.510	1:20.300	1:30.846	242.1		7:30.639	2	3	3:22.866	31.433	1:20.605	1:30.828	241.8	7:45.053
	3	4	3:34.997 B	32.233	1:23.416	1:39.348	228.2		11:05.636	3	3	4:07.553 B	33.822	1:40.423	1:53.308	198.2	11:52.606
	4	4	4:51.627	1:01.931	1:37.200	2:12.496	168.2		15:57.263	4	3	4:40.891 B	1:00.761	1:22.800	2:17.330	174.6	16:33.497
5	Williams Esports Oreca 07 LMP2							18	R8G ESPORTS Oreca 07 LMP2								
	1. William Tregurtha (R) 3. Jack Keithley (G)								1. Romain Grosjean (R) 3. Martin Hemmingsen (G)								
	2. Tommaso Mosca (R) 4. Petar Brljak (G)								2. Mathis Poulet (R) 4. Ulas Ozyildirim (G)								
	1	4	4:10.291	43.367	1:29.600	1:57.324	193.9		4:10.291	1	4	3:52.737	38.367	1:30.200	1:44.170	208.5	3:52.737
	2	4	3:23.217	31.717	1:20.524	1:30.976	241.4		7:33.508	2	4	3:29.971 B	31.565	1:20.357	1:38.049	233.6	7:22.708
	3	4	3:35.483 B	32.086	1:22.808	1:40.589	227.6		11:08.991	3	4	4:18.427	1:12.659	1:25.000	1:40.768	189.8	11:41.135
	4	4	4:44.440	1:06.576	1:32.000	2:05.864	172.5		15:53.431	4	4	3:22.167	31.460	1:20.408	1:30.299	242.6	15:03.302
8	R8G ESPORTS Oreca 07 LMP2							20	Porsche Coanda Oreca 07 LMP2								
	1. Mathias Beche (R) 3. Jiri Toman (G)								1. Ayhancan Güven (R) 3. Mitchell deJong (G)								
	2. Arthur Rougier (R) 4. Marcell Csincsik (G)								2. Laurin Heinrich (R) 4. Joshua Rogers (G)								
	1	4	3:44.384	30.967	1:26.400	1:47.017	216.3		3:44.384	1	4	3:47.859	37.167	1:25.000	1:45.692	213.0	3:47.859
	2	4	3:22.188	31.372	1:20.464	1:30.352	242.6		7:06.572	2	4	3:22.369	31.498	1:20.404	1:30.467	242.4	7:10.228
	3	4	3:37.093 B	32.647	1:22.028	1:42.418	226.0		10:43.665	3	4	3:30.001 B	31.700	1:20.865	1:37.436	233.6	10:40.229
	4	4	4:40.098	57.102	1:51.000	1:51.996	175.1		15:23.763	4	4	5:07.279	1:00.138	2:00.400	2:06.741	159.6	15:47.508
5	4	3:21.756	31.328	1:20.231	1:30.197	243.1	18:45.519	5	4	3:21.264	31.077	1:19.986	1:30.201	243.7	19:08.772		
6	4	3:40.081 B	32.557	1:22.699	1:44.825	222.9	22:25.600	6	4	3:29.559 B	31.462	1:20.801	1:37.296	234.1	22:38.331		

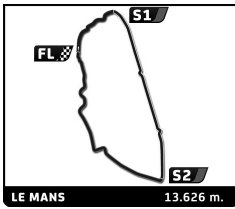


Le Mans Virtual Series 24 Hours of Le Mans Qualifying

Sector Analysis

— Invalidated Lap ■ Personal Best ■ Session Best ■ Crossing the pit lane

Lap	D	Time	Sector 1	Sector 2	Sector 3	Kph	Elapsed	Lap	D	Time	Sector 1	Sector 2	Sector 3	Kph	Elapsed	
21	SEM9 Axle Orega 07 LMP2															
	1. Alister Yoong (R)							3. Naquib Azlan (G)								
	2. Arjun Maini (R)							4. Muhammad Aleef (G)								
	1	3	3:32.874	29.567	1:26.000	1:37.307	228.0	3:32.874								
	2	3	3:23.568	31.720	1:20.884	1:30.964	241.0	6:56.442								
	3	3	3:36.404 B	32.771	1:23.000	1:40.633	226.7	10:32.846								
	4	3	4:05.239	51.321	1:28.800	1:45.118	200.0	14:38.085								
	5	3	3:22.886	31.515	1:20.646	1:30.725	241.8	18:00.971								
	6	3	3:53.695 B	32.428	1:25.418	1:55.849	209.9	21:54.666								
	7	3	7:41.440	3:54.901	1:43.200	2:03.339	106.3	29:36.106								
22	Rocket Simsport Orega 07 LMP2															
	1. Angus Fender (R)							3. Mika Hakimi (G)								
	2. Rodrigo Pflucker (R)							4. Borja Millan (G)								
	1	3	4:45.494	55.367	1:26.000	2:24.127	170.0	4:45.494								
	2	3	3:23.776	31.749	1:20.900	1:31.127	240.7	8:09.270								
	3	3	3:33.276 B	32.398	1:21.764	1:39.114	230.0	11:42.546								
	4	3	4:20.853	1:01.821	1:22.600	1:56.432	188.1	16:03.399								
	5	3	3:23.035	31.772	1:20.591	1:30.672	241.6	19:26.434								
	6	3	3:32.512 B	32.079	1:22.184	1:38.249	230.8	22:58.946								
	7	3	3:58.928	59.421	1:22.800	1:36.707	205.3	26:57.874								
8	3	3:22.872	31.476	1:20.711	1:30.685	241.8	30:20.746									
23	Porsche Coanda Orega 07 LMP2															
	1. Bastian Buus (R)							3. Mack Bakkum (G)								
	2. Morris Schuring (R)							4. Dayne Warren (G)								
	1	3	3:50.391	43.567	1:25.400	1:41.424	210.6	3:50.391								
	2	3	3:23.088	31.545	1:20.616	1:30.927	241.5	7:13.479								
	3	3	3:30.865 B	31.760	1:20.984	1:38.121	232.6	10:44.344								
	4	3	5:01.082	55.023	1:58.200	2:07.859	162.9	15:45.426								
	5	3	3:21.786	31.401	1:20.144	1:30.241	243.1	19:07.212								
	6	3	3:30.446 B	31.917	1:20.818	1:37.711	233.1	22:37.658								
	7	3	5:32.185	1:00.909	2:01.400	2:29.876	147.7	28:09.843								
8	3	3:21.335	31.310	1:19.969	1:30.056	243.6	31:31.178									
24	Le Mans Virtual Cup Orega 07 LMP2															
	1. Andy Priaulx (R)							3. Shaun Arnold (G)								
	2. Sebastian Priaulx (R)							4. Zoltán Várkonyi (G)								
	1	3	4:40.579 B	1:11.167	1:23.800	2:05.612	173.0	4:40.579								
	2	3	4:55.973	1:15.988	1:52.800	1:47.185	165.7	9:36.552								
	3	3	3:43.092 B	31.478	1:20.692	1:50.922	219.9	13:19.644								
	4	3	4:03.439	1:03.723	1:24.000	1:35.716	201.5	17:23.083								
	5	3	3:38.696 B	33.064	1:24.715	1:40.917	224.3	21:01.779								
	6	3	7:14.960	3:43.788	1:24.400	2:06.772	112.8	28:16.739								
	7	3	3:29.817 B	31.517	1:20.509	1:37.791	233.8	31:46.556								
25	Insped Racing Porsche 911 RSR GTE															
	1. Wenlong Lu (R)							3. Xiayufei Li (G)								
	2. Rafael Lobato (R)							4. Yanzhe Li (G)								
	1	3	5:35.852	1:02.167	1:32.000	3:01.685	144.5	5:35.852								
	2	3	3:49.558	35.864	1:30.135	1:43.559	213.7	9:25.410								
	3	3	4:10.425 B	36.170	1:38.587	1:55.668	195.9	13:35.835								
	4	3	4:15.692	56.532	1:32.600	1:46.560	191.8	17:51.527								
	26	SIM Maranello Ferrari 488 GTE														
		1. Kikko Galbiatei (R)							3. Christian Malghera (G)							
		2. Lorenzo Patrese (R)							4. Andrea Terzi (G)							
1		3	5:20.293	44.967	1:35.800	2:59.526	151.5	5:20.293								
2		3	3:47.128	35.382	1:29.650	1:42.096	216.0	9:07.421								
3		3	3:56.734 B	36.140	1:30.206	1:50.388	207.2	13:04.155								
4		3	4:23.991	58.612	1:35.400	1:49.979	185.8	17:28.146								
5		3	3:57.436 B	35.657	1:30.764	1:51.015	206.6	21:25.582								
6		3	7:27.180	4:00.385	1:37.200	1:49.595	109.7	28:52.762								
7		3	3:53.939 B	35.399	1:29.440	1:49.100	209.7	32:46.701								
28	YAS HEAT VELOCE Orega 07 LMP2															
	1. Sandy Mitchell (R)							3. Marko Pejic (G)								
	2. Elias Seppanen (R)							4. Isaac Gillissen (G)								
	1	3	4:36.280	49.567	1:27.400	2:19.313	175.7	4:36.280								
	2	3	3:22.882	31.620	1:20.627	1:30.635	241.8	7:59.162								
	3	3	3:40.944 B	34.415	1:25.224	1:41.305	222.0	11:40.106								
	4	3	4:33.959	58.661	1:28.800	2:06.498	179.1	16:14.065								
	5	3	3:22.693	31.514	1:20.809	1:30.370	242.0	19:36.758								
	6	3	3:39.136 B	33.671	1:24.580	1:40.885	223.9	23:15.894								
	7	3	5:55.626	2:35.473	1:28.200	1:51.953	137.9	29:11.520								
8	3	3:22.271	31.344	1:20.374	1:30.553	242.5	32:33.791									
29	Mexico Racing Team Orega 07 LMP2															
	1. Luis Díaz (R)							3. Alberto Gironella (G)								
	2. Ricardo Sánchez (R)							4. Adolfo Pérez (G)								
	1	1	4:40.079	51.367	1:26.600	2:22.112	173.3	4:40.079								
	2	1	3:25.463	32.200	1:21.505	1:31.758	238.7	8:05.542								
	3	1	3:43.107 B	32.597	1:24.426	1:46.084	219.9	11:48.649								
	4	1	5:02.027	2:03.318	1:23.000	1:35.709	162.4	16:50.676								
	5	1	3:24.706	31.735	1:21.517	1:31.454	239.6	20:15.382								
	6	1	3:36.727 B	32.536	1:23.120	1:41.071	226.3	23:52.109								
	7	1	4:06.320	51.658	1:22.400	1:52.262	199.1	27:58.429								
8	1	3:24.215	31.631	1:20.967	1:31.617	240.2	31:22.644									
36	Alpine Esports Orega 07 LMP2															
	1. Sacha Lehmann (R)							3. Collin Spork (G)								
	2. Leo Boulay (R)							4. Tom Lartheux (G)								
	1	4	4:19.602	52.167	1:26.600	2:00.835	186.9	4:19.602								
	2	4	3:22.704	31.435	1:20.465	1:30.804	242.0	7:42.306								
	3	4	3:40.151 B	33.194	1:24.432	1:42.525	222.8	11:22.457								
	4	4	4:08.237	58.310	1:25.600	1:44.327	197.6	15:30.694								
	5	4	3:22.271	31.407	1:20.362	1:30.502	242.5	18:52.965								
	6	4	3:42.629 B	32.943	1:25.556	1:44.130	220.3	22:35.594								
	7	4	5:14.128	1:13.973	1:52.400	2:07.755	156.2	27:49.722								
8	4	3:38.983 B	31.280	1:24.765	1:42.938	224.0	31:28.705									
37	Alpine Esports Orega 07 LMP2															
	1. Victor Martins (R)							3. Rory MacDuff (G)								
	2. Oliver Caldwell (R)							4. Patrik Sipos (G)								
	1	3	4:48.816	57.567	1:24.200	2:27.049	168.0	4:48.816								



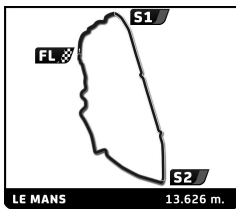
Le Mans Virtual Series 24 Hours of Le Mans Qualifying

Sector Analysis

— Invalidated Lap ■ Personal Best ■ Session Best ■ Crossing the pit lane

Lap	D	Time	Sector 1	Sector 2	Sector 3	Kph	Elapsed	Lap	D	Time	Sector 1	Sector 2	Sector 3	Kph	Elapsed								
2	3	3:23.537	31.909	1:20.836	1:30.792	241.0	8:12.353	62	Brabham Esports 1.Gordon Mutch (R) 2.William Dendy (R)	Oreca 07 LMP2 LMP	3.Arne Schoonvliet (G) 4.Jan von der Heyde (G)	1	4	4:32.466	47.167	1:27.600	2:17.699	178.1	4:32.466				
3	3	3:31.804	31.838	1:21.174	1:38.792	231.6	11:44.157					2	4	3:23.203	31.717	1:20.580	1:30.906	241.4	7:55.669				
4	3	4:27.811	1:01.410	1:26.200	2:00.201	183.2	16:11.968					3	4	3:35.294	32.099	1:22.745	1:40.450	227.8	11:30.963				
5	3	3:23.134	31.486	1:20.768	1:30.880	241.5	19:35.102					4	4	4:08.181	53.404	1:25.400	1:49.377	197.7	15:39.144				
6	3	3:34.544	32.143	1:21.884	1:40.517	228.6	23:09.646					5	4	3:22.935	31.553	1:20.504	1:30.878	241.7	19:02.079				
7	3	5:11.634	1:53.921	1:30.200	1:47.513	157.4	28:21.280					6	4	3:34.371	32.229	1:21.904	1:40.238	228.8	22:36.450				
8	3	3:22.943	31.766	1:20.625	1:30.552	241.7	31:44.223					7	4	4:56.209	59.917	1:58.200	1:58.092	165.6	27:32.659				
												8	4	3:22.297	31.448	1:20.420	1:30.429	242.5	30:54.956				
39 Graff by ATRS eSports 1.Vincent Capillaire (R) 2.Georgios Karakoulas (R)								Oreca 07 LMP2 LMP															
3.Markus Søholm (G) 4.Lyubov Ozeretskoykaya (C)																							
1	3	5:51.685	1:53.167	1:24.400	2:34.118	138.0	5:51.685	63	AMG Team Petronas Esports 1.James Baldwin (R) 2.Daniel Juncadella (R)	Oreca 07 LMP2 LMP	3.Graham Carroll (G) 4.Bono Huis (G)	1	1	3:59.852	44.167	1:26.400	1:49.285	202.3	3:59.852				
2	3	4:30.638	32.206	1:29.249	2:29.183	181.3	10:22.323					2	1	3:22.627	31.552	1:20.438	1:30.637	242.1	7:22.479				
3	3	3:32.070	32.444	1:21.600	1:38.026	231.3	13:54.393					3	1	3:32.591	32.121	1:21.477	1:38.993	230.7	10:55.070				
4	3	4:55.057	1:36.174	1:32.000	1:46.883	166.3	18:49.450					4	1	5:26.300	2:18.097	1:24.400	1:43.803	150.3	16:21.370				
5	3	3:25.043	32.087	1:21.458	1:31.498	239.2	22:14.493					5	1	3:22.123	31.426	1:20.275	1:30.422	242.7	19:43.493				
6	3	3:25.206	31.960	1:21.478	1:31.768	239.0	25:39.699					6	1	3:33.461	32.201	1:21.550	1:39.710	229.8	23:16.954				
7	3	3:33.451	31.930	1:22.738	1:38.783	229.8	29:13.150					7	1	5:01.515	1:54.013	1:24.000	1:43.502	162.7	28:18.469				
8	3	3:34.691	32.350	1:21.690	1:40.651	228.5	32:47.841					8	1	3:21.984	31.455	1:20.377	1:30.152	242.9	31:40.453				
44 ARC Bratislava 1.Matej Homola (R) 2.Tomas Enge (R)								Oreca 07 LMP2 LMP															
3.Andrej Marecak (G) 4.Erik Vizi (G)																							
1	1	4:29.439	45.367	1:29.000	2:15.072	180.1	4:29.439	64	Satellite Racing 1.David Pittard (R) 2.Nello Pastorino (G)	Aston Martin Vantage GTE GTE	3.Jimi Nisula (G) 4.Henri Sinik (G)	1	3	9:29.220	6:17.637	1:29.495	1:42.088	85.3	9:29.220				
2	1	3:24.382	32.004	1:20.762	1:31.616	240.0	7:53.821					2	3	3:56.654	36.147	1:30.400	1:50.107	207.3	13:25.874				
3	1	3:35.483	32.643	1:23.707	1:39.133	227.6	11:29.304					3	3	4:29.838	1:04.893	1:33.000	1:51.945	181.8	17:55.712				
4	1	4:05.645	54.063	1:25.800	1:45.782	199.7	15:34.949					4	3	3:55.288	35.655	1:30.400	1:49.233	208.5	21:51.000				
5	1	3:32.756	32.018	1:20.600	1:40.138	230.6	19:07.705					5	3	6:32.983	2:20.767	1:36.000	2:36.216	124.8	28:23.983				
6	1	4:35.958	1:25.262	1:28.600	1:42.096	177.8	23:43.663					6	3	3:57.320	35.318	1:29.866	1:52.136	206.7	32:21.303				
7	1	3:24.582	31.744	1:20.918	1:31.920	239.8	27:08.245					65	Panis Racing Team 1.Job van Uitert (R) 2.Pierre-Louis Chovet (R)	Oreca 07 LMP2 LMP	3.Thibault Cazaubon (G) 4.Florian Lebigre (G)	1	3	3:38.056	30.367	1:25.800	1:41.889	222.6	3:38.056
8	1	3:41.999	33.076	1:23.532	1:45.391	221.0	30:50.244									2	3	3:22.733	31.490	1:20.500	1:30.743	242.0	7:00.789
1	3	5:27.819	59.567	1:31.800	2:56.452	148.0	5:27.819	3	3	3:37.264	33.277					1:23.304	1:40.683	225.8	10:38.053				
2	3	3:47.945	35.619	1:29.793	1:42.533	215.2	9:15.764	4	3	4:11.673	55.514					1:27.400	1:48.759	194.9	14:49.726				
3	3	3:57.494	35.534	1:30.023	1:51.937	206.5	13:13.258	5	3	3:33.217	31.321					1:20.502	1:41.394	230.1	18:22.943				
4	3	4:22.392	1:05.509	1:32.600	1:44.283	186.9	17:35.650	6	3	5:04.381	1:45.024					1:35.400	1:43.957	161.2	23:27.324				
5	3	3:54.204	35.376	1:29.872	1:48.956	209.4	21:29.854	7	3	4:14.890	33.644					1:40.463	2:00.783	192.5	27:42.214				
6	3	4:13.344	52.713	1:32.400	1:48.231	193.6	25:43.198	8	3	3:22.192	31.559					1:20.382	1:30.251	242.6	31:04.406				
7	3	3:49.061	35.474	1:29.610	1:43.977	214.2	29:32.259	66	SIMMSA Esports 1.Ramez Azzam (R) 2.Gustav Grinbergas (R)	Ferrari 488 GTE GTE	3.Sebastian Wunsch (G) 4.Patrick Schindler (G)	1	4	5:55.950	1:42.967	1:32.400	2:40.583	136.3	5:55.950				
8	3	4:40.147	41.038	1:54.841	2:04.268	175.1	34:12.406					2	4	3:47.705	35.502	1:29.311	1:42.892	215.4	9:43.655				
1	4	4:26.798	42.967	1:31.000	2:12.831	181.9	4:26.798					3	4	3:58.657	36.053	1:31.065	1:51.539	205.5	13:42.312				
2	4	3:22.486	31.419	1:20.427	1:30.640	242.3	7:49.284					4	4	4:35.733	1:12.455	1:32.400	1:50.878	177.9	18:18.045				
3	4	3:42.418	34.605	1:25.919	1:41.894	220.5	11:31.702					5	4	3:54.294	35.408	1:29.599	1:49.287	209.4	22:12.339				
4	4	4:29.049	57.265	1:32.000	1:59.784	182.3	16:00.751					6	4	6:35.626	2:13.628	1:34.200	2:47.798	124.0	28:47.965				
5	4	3:22.246	31.461	1:20.290	1:30.495	242.5	19:22.997																
6	4	3:40.182	33.800	1:24.562	1:41.820	222.8	23:03.179																
7	4	4:43.655	1:07.988	1:34.800	2:00.867	172.9	27:46.834																
8	4	3:21.812	31.529	1:20.255	1:30.028	243.1	31:08.646																

LE MANS VIRTUAL SERIES

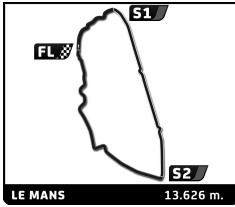


Le Mans Virtual Series 24 Hours of Le Mans Qualifying

Sector Analysis

— Invalidated Lap ■ Personal Best ■ Session Best B Crossing the pit lane

Lap D	Time	Sector 1	Sector 2	Sector 3	Kph	Elapsed	Lap D	Time	Sector 1	Sector 2	Sector 3	Kph	Elapsed	
71	BMW Team Redline BMW M8 GTE						1. Rudy van Buren (R) 2. Lorenzo Colombo (R) 3. Kevin Siggý (G) 4. Enzo Bonito (G)	5 4	4:10.731	51.709	1:32.000	1:47.022	195.6	21:10.189
	6 4	3:46.296	35.410	1:29.348	1:41.538	216.8		24:56.485						
	7 4	4:05.645 B	38.585	1:33.837	1:53.223	199.7		29:02.130						
	1 3	4:50.990	34.167	1:33.000	2:43.823	166.8		4:50.990						
	2 3	3:46.919	35.398	1:29.587	1:41.934	216.2		8:37.909						
	3 3	3:56.707 B	35.817	1:31.167	1:49.723	207.2		12:34.616						
	4 3	4:06.669	47.151	1:31.600	1:47.918	198.9		16:41.285						
	5 3	3:53.591 B	35.349	1:29.356	1:48.886	210.0		20:34.876						
	6 3	4:03.520	46.291	1:30.800	1:46.429	201.4		24:38.396						
7 3	3:46.520	35.309	1:29.498	1:41.713	216.6	28:24.916								
8 3	4:03.257 B	38.704	1:33.761	1:50.792	201.7	32:28.173								
77	Proton Coanda Esports Porsche 911 RSR GTE						1. Loek Hartog (R) 2. Jeferson Giassi (R) 3. Charlie Collins (G) 4. Paschalis Gkergkis (G)	1 1	4:15.783	49.967	1:25.800	2:00.016	189.7	4:15.783
	2 1	3:24.022	31.706	1:21.302	1:31.014	240.4		7:39.805						
	3 1	3:31.784 B	32.039	1:21.523	1:38.222	231.6		11:11.589						
	4 1	4:54.482	1:27.978	1:26.600	1:59.904	166.6		16:06.071						
	5 1	3:23.252	31.659	1:20.930	1:30.663	241.3		19:29.323						
	6 1	3:31.783 B	32.036	1:21.385	1:38.362	231.6		23:01.106						
	7 1	5:11.317	1:32.061	1:25.000	2:14.256	157.6		28:12.423						
	8 1	3:22.554	31.609	1:20.493	1:30.452	242.2		31:34.977						
	9 1	4:05.645 B	38.585	1:33.837	1:53.223	199.7		35:40.652						
86	GR Esports Oreca 07 LMP2						1. Gus Bowers (R) 2. Mohan Ritson (R) 3. Daniel Brewer (G) 4. Jannick Bock (G)	1 1	5:24.685	57.967	1:31.400	2:55.318	149.5	5:24.685
	2 1	3:53.389 B	35.297	1:29.265	1:48.827	210.2		9:18.074						
	3 1	4:23.499	1:04.493	1:31.400	1:47.606	186.2		13:41.573						
	4 1	3:46.794	35.305	1:29.381	1:42.108	216.3		17:28.367						
	5 1	3:55.358 B	36.348	1:30.246	1:48.764	208.4		21:23.725						
	6 1	4:26.630	1:08.442	1:31.200	1:46.988	184.0		25:50.355						
	7 1	3:46.244	35.233	1:29.170	1:41.841	216.8		29:36.599						
	8 1	4:07.639 B	44.397	1:32.300	1:50.942	198.1		33:44.238						
	9 1	4:05.645 B	38.585	1:33.837	1:53.223	199.7		37:50.013						
88	Proton Coanda Esports Porsche 911 RSR GTE						1. Raoul Hyman (R) 2. Alexander Tauscher (R) 3. Bryn Collins (G) 4. Kevin van Dooren (G)	1 4	4:42.035	53.367	1:26.600	2:22.068	172.1	4:42.035
	2 4	3:23.890	31.823	1:20.879	1:31.188	240.6		8:05.925						
	3 4	3:35.801 B	32.687	1:22.847	1:40.267	227.3		11:41.726						
	4 4	4:36.331	1:20.841	1:23.200	1:52.290	177.5		16:18.057						
	5 4	3:23.203	31.594	1:20.778	1:30.831	241.4		19:41.260						
	6 4	3:37.283 B	32.692	1:22.646	1:41.945	225.8		23:18.543						
	7 4	5:21.599	2:18.224	1:23.000	1:40.375	152.5		28:40.142						
	8 4	3:23.025	31.656	1:20.705	1:30.664	241.6		32:03.167						
	9 4	4:05.645 B	38.585	1:33.837	1:53.223	199.7		36:08.942						
89	BMW Team BS COMPETITION BMW M8 GTE						1. Bruno Spengler (R) 2. Phillippe Denes (R) 3. Alen Terzic (G) 4. Ibraheem Khan (G)	1 4	4:37.787	49.567	1:27.800	2:20.420	174.7	4:37.787
	2 4	3:54.391 B	35.690	1:29.600	1:49.101	209.3		8:56.668						
	3 4	4:48.615	1:10.699	1:40.600	1:57.316	170.0		13:45.283						
	4 4	3:46.997	35.309	1:29.544	1:42.144	216.1		17:32.280						
	5 4	3:54.861 B	35.477	1:29.924	1:49.460	208.9		21:27.141						
	6 4	4:37.274	55.026	1:44.600	1:57.648	176.9		26:04.415						
	7 4	3:46.750	35.236	1:29.386	1:42.128	216.3		29:51.165						
	8 4	4:20.436 B	38.776	1:33.460	2:08.200	188.4		34:11.601						
	9 4	4:05.645 B	38.585	1:33.837	1:53.223	199.7		38:17.346						
93	Peugeot Esports Oreca 07 LMP2						1. Gustavo Menezes (R) 2. Malthe Jakobsen (R) 3. Elliot Vayron (G) 4. Maxime Briant (G)	5 4	4:10.731	51.709	1:32.000	1:47.022	195.6	21:10.189
	6 4	3:46.296	35.410	1:29.348	1:41.538	216.8		24:56.485						
	7 4	4:05.645 B	38.585	1:33.837	1:53.223	199.7		29:02.130						
	1 1	4:15.783	49.967	1:25.800	2:00.016	189.7		4:15.783						
	2 1	3:24.022	31.706	1:21.302	1:31.014	240.4		7:39.805						
	3 1	3:31.784 B	32.039	1:21.523	1:38.222	231.6		11:11.589						
	4 1	4:54.482	1:27.978	1:26.600	1:59.904	166.6		16:06.071						
	5 1	3:23.252	31.659	1:20.930	1:30.663	241.3		19:29.323						
	6 1	3:31.783 B	32.036	1:21.385	1:38.362	231.6		23:01.106						
7 1	5:11.317	1:32.061	1:25.000	2:14.256	157.6	28:12.423								
8 1	3:22.554	31.609	1:20.493	1:30.452	242.2	31:34.977								
9 1	4:05.645 B	38.585	1:33.837	1:53.223	199.7	35:40.652								
95	Prodrive FYRA Esport Aston Martin Vantage GTE						1. Lasse Sørensen (R) 2. Andreas Jochimsen (R) 3. Caique Oliveira (R) 4. Lasse Bak (G)	1 1	5:24.685	57.967	1:31.400	2:55.318	149.5	5:24.685
	2 1	3:53.389 B	35.297	1:29.265	1:48.827	210.2		9:18.074						
	3 1	4:23.499	1:04.493	1:31.400	1:47.606	186.2		13:41.573						
	4 1	3:46.794	35.305	1:29.381	1:42.108	216.3		17:28.367						
	5 1	3:55.358 B	36.348	1:30.246	1:48.764	208.4		21:23.725						
	6 1	4:26.630	1:08.442	1:31.200	1:46.988	184.0		25:50.355						
	7 1	3:46.244	35.233	1:29.170	1:41.841	216.8		29:36.599						
	8 1	4:07.639 B	44.397	1:32.300	1:50.942	198.1		33:44.238						
	9 1	4:05.645 B	38.585	1:33.837	1:53.223	199.7		37:50.013						
99	Oracle Red Bull Racing Porsche 911 RSR GTE						1. Casper Stevenson (R) 2. Jaden Conwright (R) 3. Dennis Jordan (G) 4. Yuri Kasdorp (G)	1 4	4:42.035	53.367	1:26.600	2:22.068	172.1	4:42.035
	2 4	3:23.890	31.823	1:20.879	1:31.188	240.6		8:05.925						
	3 4	3:35.801 B	32.687	1:22.847	1:40.267	227.3		11:41.726						
	4 4	4:36.331	1:20.841	1:23.200	1:52.290	177.5		16:18.057						
	5 4	3:23.203	31.594	1:20.778	1:30.831	241.4		19:41.260						
	6 4	3:37.283 B	32.692	1:22.646	1:41.945	225.8		23:18.543						
	7 4	5:21.599	2:18.224	1:23.000	1:40.375	152.5		28:40.142						
	8 4	3:23.025	31.656	1:20.705	1:30.664	241.6		32:03.167						
	9 4	4:05.645 B	38.585	1:33.837	1:53.223	199.7		36:08.942						
100	Armage Competition Oreca 07 LMP2						1. Yifei Ye (R) 2. Emilien Carde (R) 3. Jimmy Antunes (G) 4. Adam Pinczes (G)	1 4	4:37.787	49.567	1:27.800	2:20.420	174.7	4:37.787
	2 4	3:32.785 B	32.272	1:20.514	1:39.999	230.5		8:10.572						
	3 4	4:01.228	1:05.995	1:21.600	1:33.633	203.3		12:11.800						
	4 4	3:24.112	31.650	1:20.831	1:31.631	240.3		15:35.912						
	5 4	3:37.392 B	32.916	1:23.844	1:40.632	225.6		19:13.304						
	6 4	9:08.568	6:03.063	1:23.000	1:42.505	89.4		28:21.872						
	7 4	3:23.333	31.585	1:20.520	1:31.228	241.2		31:45.205						
	8 4	4:05.645 B	38.585	1:33.837	1:53.223	199.7		35:40.652						
	9 4	4:05.645 B	38.585	1:33.837	1:53.223	199.7		39:46.397						
101	GR Esports Oreca 07 LMP2						1. Andre Castro (R) 2. Alexandru Cascatau (R) 3. Adam Maguire (G) 4. Liam de Waal (G)	1 3	4:48.031	54.167	1:26.800	2:27.064	168.5	4:48.031
	2 3	3:34.951 B	33.858	1:21.463	1:39.630	228.2		8:22.982						
	3 3	4:15.990	55.782	1:31.600	1:48.608	191.6		13:06.775						
	4 3	3:52.683 B	35.372	1:29.620	1:47.691	210.8		16:59.458						
	5 3	4:03.520	46.291	1:30.800	1:46.429	201.4		20:34.876						
	6 3	4:03.520	46.291	1:30.800	1:46.429	201.4		24:38.396						
	7 3	3:46.520	35.309	1:29.498	1:41.713	216.6		28:24.916						
	8 3	4:03.257 B	38.704	1:33.761	1:50.792	201.7		32:28.173						
	9 3	4:03.257 B	38.704	1:33.761	1:50.792	201.7		36:33.968						



Le Mans Virtual Series 24 Hours of Le Mans Qualifying

Sector Analysis

— Invalidated Lap ■ Personal Best ■ Session Best **B** Crossing the pit lane

Lap	D	Time	Sector 1	Sector 2	Sector 3	Kph	Elapsed	Lap	D	Time	Sector 1	Sector 2	Sector 3	Kph	Elapsed
111 P1 Esport Porsche 911 RSR GTE 1. Frederik Schandorff (R) 3. Turkkka Häkkinen (G) GTE 2. Oliver Rasmussen (R) 4. Rasmus Busk (G)															
3	3	4:29.032	1:28.985	1:24.200	1:35.847	182.3	12:52.014	3	3	4:02.451 B	36.659	1:32.702	1:53.090	202.3	13:23.058
4	3	3:48.204 B	31.424	1:20.529	1:56.251	215.0	16:40.218	4	3	4:25.646	1:04.909	1:32.400	1:48.337	184.7	17:48.704
5	3	4:24.342	1:21.149	1:22.400	1:40.793	185.6	21:04.560	5	3	3:47.584	35.638	1:29.361	1:42.585	215.5	21:36.288
6	3	3:22.828	31.410	1:20.378	1:31.040	241.8	24:27.388	6	3	4:06.297 B	36.560	1:31.250	1:58.487	199.2	25:42.585
7	3	4:10.903						7	3	4:10.903	56.182	1:31.800	1:42.921	195.5	29:53.488
8	3	4:10.153 B						8	3	4:10.153 B	39.731	1:32.937	1:57.485	196.1	34:03.641
966 Team Fordzilla Oreca 07 LMP2 1. Ramon Piñeiro (R) 3. Gianmarco Fiduci (G) LMP 2. Georgi Dimitrov (R) 4. Alessandro Ottaviani (G)															
1	4	3:39.074 B	32.167	1:24.600	1:42.307	221.5	3:39.074	1	4	3:39.074 B	32.167	1:24.600	1:42.307	221.5	3:39.074
2	4	3:53.050	44.693	1:24.200	1:44.157	210.5	7:32.124	2	4	3:53.050	44.693	1:24.200	1:44.157	210.5	7:32.124
3	4	3:31.298 B	31.843	1:20.800	1:38.655	232.2	11:03.422	3	4	3:31.298 B	31.843	1:20.800	1:38.655	232.2	11:03.422
4	4	4:45.520	1:19.545	1:27.800	1:58.175	171.8	15:48.942	4	4	4:45.520	1:19.545	1:27.800	1:58.175	171.8	15:48.942
5	4	3:22.848	31.731	1:20.546	1:30.571	241.8	19:11.790	5	4	3:22.848	31.731	1:20.546	1:30.571	241.8	19:11.790
6	4	3:46.626 B	33.153	1:29.458	1:44.015	216.5	22:58.416	6	4	3:46.626 B	33.153	1:29.458	1:44.015	216.5	22:58.416
7	4	5:37.136	2:28.951	1:25.600	1:42.585	145.5	28:35.552	7	4	5:37.136	2:28.951	1:25.600	1:42.585	145.5	28:35.552
8	4	3:22.577	31.438	1:20.604	1:30.535	242.1	31:58.129	8	4	3:22.577	31.438	1:20.604	1:30.535	242.1	31:58.129
444 Nextview Vanwall-Burst Oreca 07 LMP2 1. Josh Skelton (R) 3. Michi Hoyer (G) LMP 2. Jonny Edgar (R) 4. Dawid Mroczek (G)															
1	3	4:02.866	29.167	1:40.200	1:53.499	199.8	4:02.866	1	3	4:02.866	29.167	1:40.200	1:53.499	199.8	4:02.866
2	3	3:23.320	31.618	1:20.600	1:31.102	241.3	7:26.186	2	3	3:23.320	31.618	1:20.600	1:31.102	241.3	7:26.186
3	3	3:35.340 B	32.006	1:20.709	1:42.625	227.8	11:01.526	3	3	3:35.340 B	32.006	1:20.709	1:42.625	227.8	11:01.526
4	3	5:08.299	1:08.441	1:44.600	2:15.258	159.1	16:09.825	4	3	5:08.299	1:08.441	1:44.600	2:15.258	159.1	16:09.825
5	3	3:22.438	31.276	1:20.236	1:30.926	242.3	19:32.263	5	3	3:22.438	31.276	1:20.236	1:30.926	242.3	19:32.263
6	3	3:34.071 B	31.984	1:21.804	1:40.283	229.1	23:06.334	6	3	3:34.071 B	31.984	1:21.804	1:40.283	229.1	23:06.334
7	3	5:19.612	1:49.433	1:49.600	1:40.579	153.5	28:25.946	7	3	5:19.612	1:49.433	1:49.600	1:40.579	153.5	28:25.946
8	3	3:30.408 B	31.495	1:20.313	1:38.600	233.1	31:56.354	8	3	3:30.408 B	31.495	1:20.313	1:38.600	233.1	31:56.354
777 D'station Racing Aston Martin Vantage GTE 1. Charlie Fagg (R) 3. Remi Delorme (G) GTE 2. Henrique Chaves (R) 4. Marc Veit (G)															
1	3	5:11.586	41.767	1:36.600	2:53.219	155.8	5:11.586	1	3	5:11.586	41.767	1:36.600	2:53.219	155.8	5:11.586
2	3	3:47.823	35.552	1:29.820	1:42.451	215.3	8:59.409	2	3	3:47.823	35.552	1:29.820	1:42.451	215.3	8:59.409
3	3	3:57.778 B	35.599	1:31.206	1:50.973	206.3	12:57.187	3	3	3:57.778 B	35.599	1:31.206	1:50.973	206.3	12:57.187
4	3	4:14.122	52.380	1:32.000	1:49.742	193.0	17:11.309	4	3	4:14.122	52.380	1:32.000	1:49.742	193.0	17:11.309
5	3	3:53.946 B	35.393	1:29.643	1:48.910	209.7	21:05.255	5	3	3:53.946 B	35.393	1:29.643	1:48.910	209.7	21:05.255
6	3	4:06.957	50.312	1:31.000	1:45.645	198.6	25:12.212	6	3	4:06.957	50.312	1:31.000	1:45.645	198.6	25:12.212
7	3	3:47.659	35.526	1:29.675	1:42.458	215.5	28:59.871	7	3	3:47.659	35.526	1:29.675	1:42.458	215.5	28:59.871
8	3	4:01.804 B	35.373	1:33.922	1:52.509	202.9	33:01.675	8	3	4:01.804 B	35.373	1:33.922	1:52.509	202.9	33:01.675
888 R&G ESPORTS Ferrari 488 GTE 1. Alexander Smolyar (R) 3. Timotej Andonovski (G) GTE 2. Scott Andrews (R) 4. Erhan Jajovski (G)															
1	4	5:05.353	37.567	1:39.000	2:48.786	158.9	5:05.353	1	4	5:05.353	37.567	1:39.000	2:48.786	158.9	5:05.353
2	4	3:46.686	35.343	1:29.245	1:42.098	216.4	8:52.039	2	4	3:46.686	35.343	1:29.245	1:42.098	216.4	8:52.039
3	4	3:56.147 B	35.925	1:30.203	1:50.019	207.7	12:48.186	3	4	3:56.147 B	35.925	1:30.203	1:50.019	207.7	12:48.186
4	4	4:19.633	50.381	1:38.000	1:51.252	188.9	17:07.819	4	4	4:19.633	50.381	1:38.000	1:51.252	188.9	17:07.819
5	4	3:46.125	35.306	1:29.116	1:41.703	216.9	20:53.944	5	4	3:46.125	35.306	1:29.116	1:41.703	216.9	20:53.944
6	4	3:58.962 B	36.879	1:31.032	1:51.051	205.3	24:52.906	6	4	3:58.962 B	36.879	1:31.032	1:51.051	205.3	24:52.906
7	4	4:29.279	53.061	1:36.400	1:59.818	182.2	29:22.185	7	4	4:29.279	53.061	1:36.400	1:59.818	182.2	29:22.185
8	4	3:45.788	35.153	1:29.162	1:41.473	217.3	33:07.973	8	4	3:45.788	35.153	1:29.162	1:41.473	217.3	33:07.973
889 LOR JMX Phantom Aston Martin Vantage GTE 1. Presley Martono (R) 3. Andika Rama Maulana (G) GTE 2. Thanathip Tanalapanan (M4.Fadhli Rachmat (G)															
1	3	5:32.944	59.567	1:33.600	2:59.777	145.8	5:32.944	1	3	5:32.944	59.567	1:33.600	2:59.777	145.8	5:32.944
2	3	3:47.663	35.537	1:29.685	1:42.441	215.5	9:20.607	2	3	3:47.663	35.537	1:29.685	1:42.441	215.5	9:20.607